



PUBLIC SECTOR FINANCING

REPORT 2022
using the application

TUD's
analytics



PUBLIC SECTOR FINANCING

General presentation - CALD status in the year 2022

The national public sector consists of

3228

ATU

of which **110 ATU** have received a total of **142 approval** for financial instruments from the Commission for Approval of Local Debentures (CALD), with a total amount of **4,788M lei**

Interest rates:

RO = ROBOR
EU = EURIBOR



2862

communes, of which

57

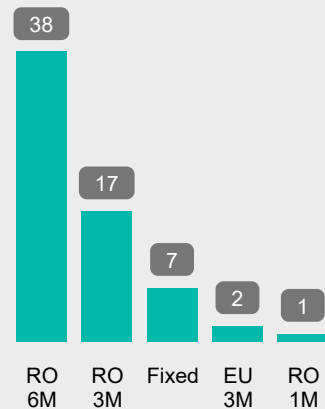
comm. with

65

appr.

283M lei

Approvals value



216

cities, of which

18

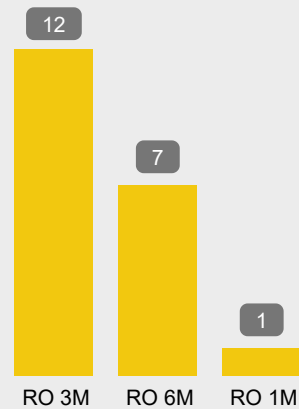
cities with

20

appr.

145M lei

Approvals value



103

municip., of which

19

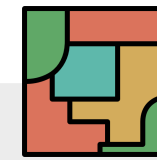
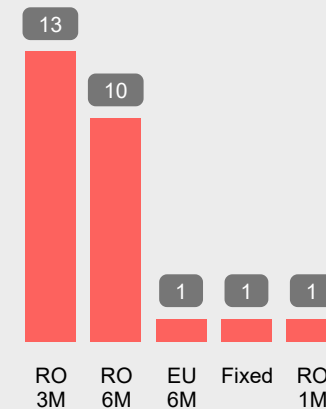
municip. with

26

appr.

2,220M lei

Approvals value



41

counties, of which

11


counties with

15

appr.

731M lei

Approvals value



6

districts, of which

5

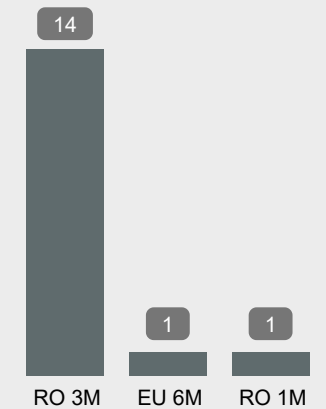
districts with

16

appr.

1,409M lei

Approvals value



Top 10 ATU (value of approvals) - 66.9% of the total approved

ATU name	County name	County abbrev.	Approval no.	Approval no. / total	Approval value	Apr. value / total	Min. approval	Avg. approval	Max. approval
Bucuresti Municipality	Bucuresti Municipality	Bucuresti	4	14.3%	1,241M lei	38.7%	36M lei	310M lei	555M lei
Sector 4 Municipality	Bucuresti Municipality	Bucuresti	9	32.1%	565M lei	17.6%	25M lei	63M lei	211M lei
Sector 5 Municipality	Bucuresti Municipality	Bucuresti	3	10.7%	396M lei	12.3%	50M lei	132M lei	246M lei
Sector 3 Municipality	Bucuresti Municipality	Bucuresti	2	7.1%	199M lei	6.2%	49M lei	100M lei	150M lei
Cluj-Napoca Municipality	Cluj	CJ	1	3.6%	150M lei	4.7%	150M lei	150M lei	150M lei
Sector 6 Municipality	Bucuresti Municipality	Bucuresti	1	3.6%	150M lei	4.7%	150M lei	150M lei	150M lei
Iasi Municipality	Iasi	IS	2	7.1%	138M lei	4.3%	0M lei	69M lei	138M lei
Arad Municipality	Arad	AR	2	7.1%	130M lei	4.1%	36M lei	65M lei	94M lei
Arges County Council	Arges	AG	1	3.6%	130M lei	4.1%	130M lei	130M lei	130M lei
Sibiu County Council	Sibiu	SB	3	10.7%	106M lei	3.3%	3M lei	35M lei	70M lei
Total	Arad		28	100.0%	3,204M lei	100.0%			

PUBLIC SECTOR FINANCING

Financial indicators > Local budget in the year 2022



90,050M lei
Total revenues

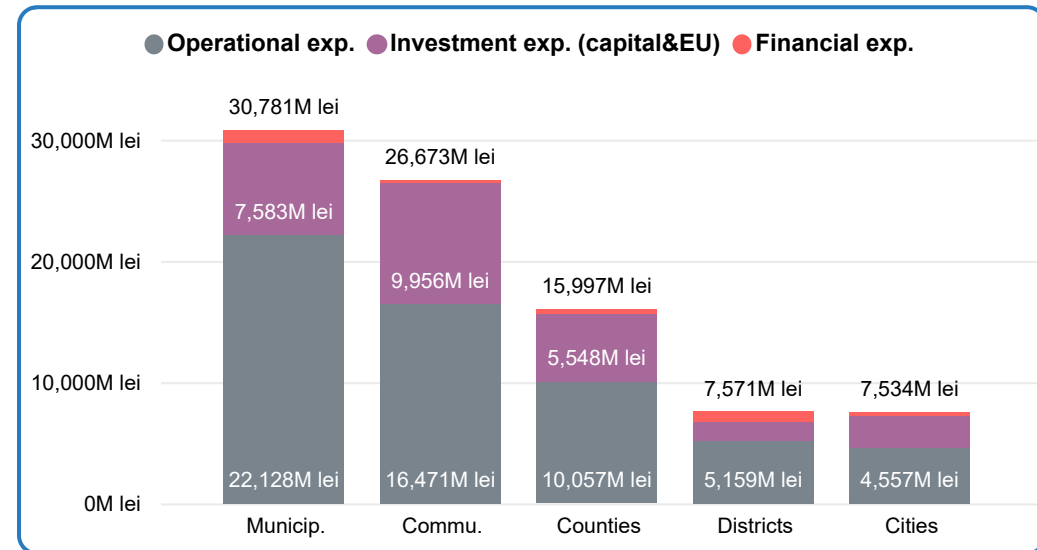
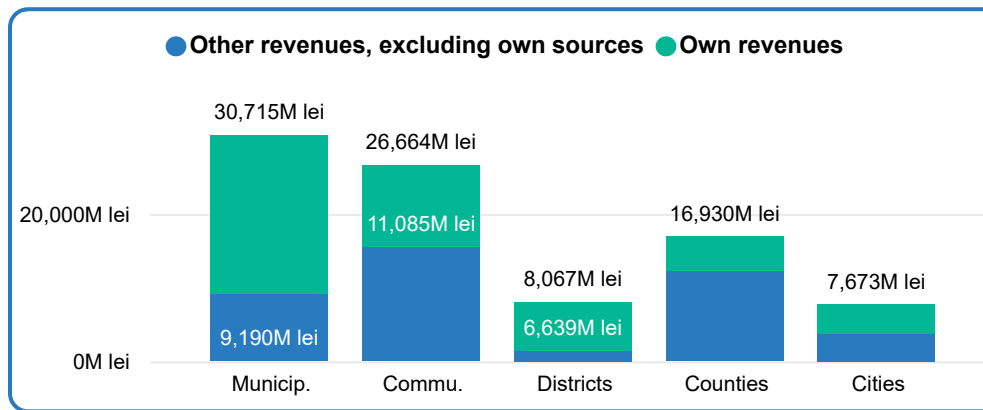
of which
Own revenues **53.2 %**

88,556M lei
Total expenditures

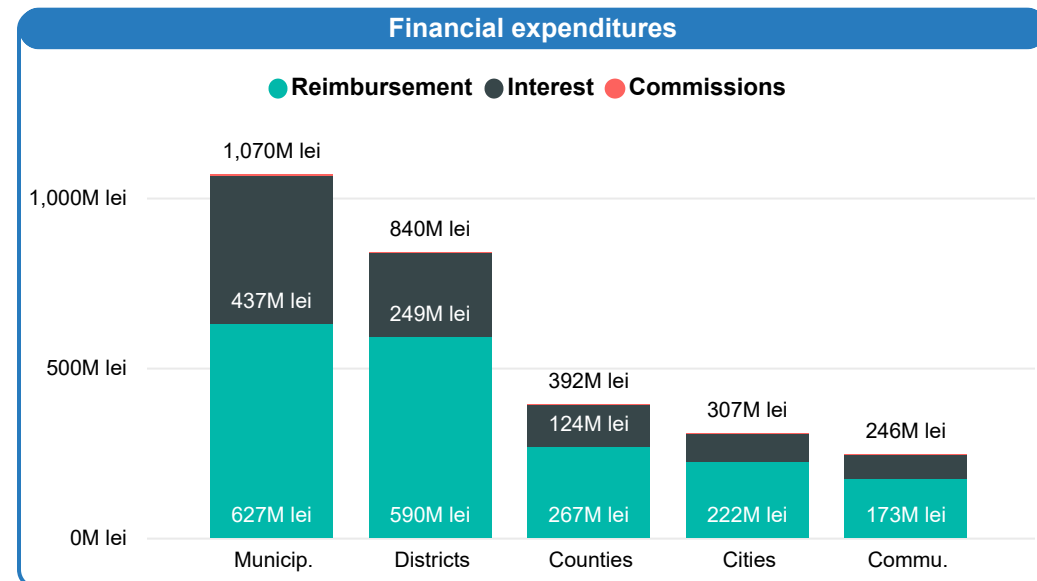
of which
Operational exp. **65.9 %**
Investment exp. **30.9 %**
Financial exp. **3.2 %**

Revenues								
ATU type	ATU no.	Total rev. (TR)	%	YoY	Own rev. (OR)	%	YoY	OR/TR
Municip.	103	30,715M lei	34.1%	15.1%	21,526M lei	44.9%	16.8%	70.1%
Commu.	2862	26,664M lei	29.6%	2.3%	11,085M lei	23.1%	15.5%	41.6%
Counties	41	16,930M lei	18.8%	23.9%	4,725M lei	9.9%	22.4%	27.9%
Districts	6	8,067M lei	9.0%	25.3%	6,639M lei	13.8%	28.9%	82.3%
Cities	216	7,673M lei	8.5%	13.9%	3,974M lei	8.3%	12.8%	51.8%
Total	3228	90,050M lei	100.0%	13.1%	47,948M lei	100.0%	18.2%	53.2%

Expenditures								
ATU type	ATU no.	Total exp.	%	YoY	Financial exp. (FE)	%	YoY	FE/OR
Municip.	103	30,781M lei	34.8%	18.4%	1,070M lei	37.5%	8.4%	5.0%
Commu.	2862	26,673M lei	30.1%	7.4%	246M lei	8.6%	58.8%	2.2%
Counties	41	15,997M lei	18.1%	16.1%	392M lei	13.7%	38.1%	8.3%
Districts	6	7,571M lei	8.5%	25.5%	840M lei	29.4%	20.0%	12.7%
Cities	216	7,534M lei	8.5%	16.8%	307M lei	10.8%	56.3%	7.7%
Total	3228	88,556M lei	100.0%	14.9%	2,855M lei	100.0%	22.9%	6.0%




Investment expenditures (capital&EU)						
Funding destinations	Cities	Commu.	Counties	Districts	Municip.	Total
Transportation	697M lei	3,283M lei	3,919M lei	364M lei	2,861M lei	11,125M lei
Housing	807M lei	2,211M lei	61M lei	396M lei	1,653M lei	5,129M lei
Education	401M lei	1,399M lei	86M lei	336M lei	1,033M lei	3,255M lei
Culture	229M lei	695M lei	145M lei	84M lei	660M lei	1,812M lei
Environmental protection	93M lei	1,189M lei	190M lei	11M lei	317M lei	1,799M lei
Authorities	147M lei	779M lei	305M lei	301M lei	261M lei	1,793M lei
Healthcare	158M lei	132M lei	413M lei	1M lei	263M lei	967M lei
Social assistance	57M lei	109M lei	297M lei	67M lei	126M lei	658M lei
Energy	0M lei	1M lei			320M lei	321M lei
Other general actions	6M lei	25M lei	73M lei		32M lei	136M lei
Other economic actions	61M lei	39M lei	16M lei		17M lei	131M lei
Public order	11M lei	54M lei	26M lei	6M lei	26M lei	124M lei
Other services	1M lei	16M lei	15M lei	5M lei	13M lei	50M lei
Agriculture, forestry, fishing, and hunting	1M lei	24M lei	1M lei		0M lei	26M lei
Defense			2M lei	0M lei	0M lei	2M lei
Total	2,670M lei	9,956M lei	5,548M lei	1,571M lei	7,583M lei	27,329M lei



PUBLIC SECTOR FINANCING

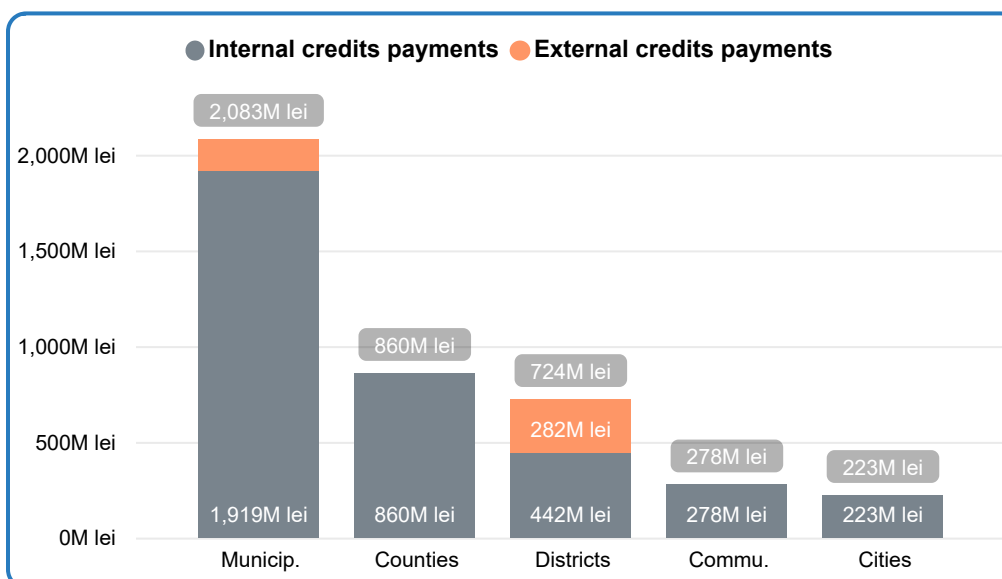
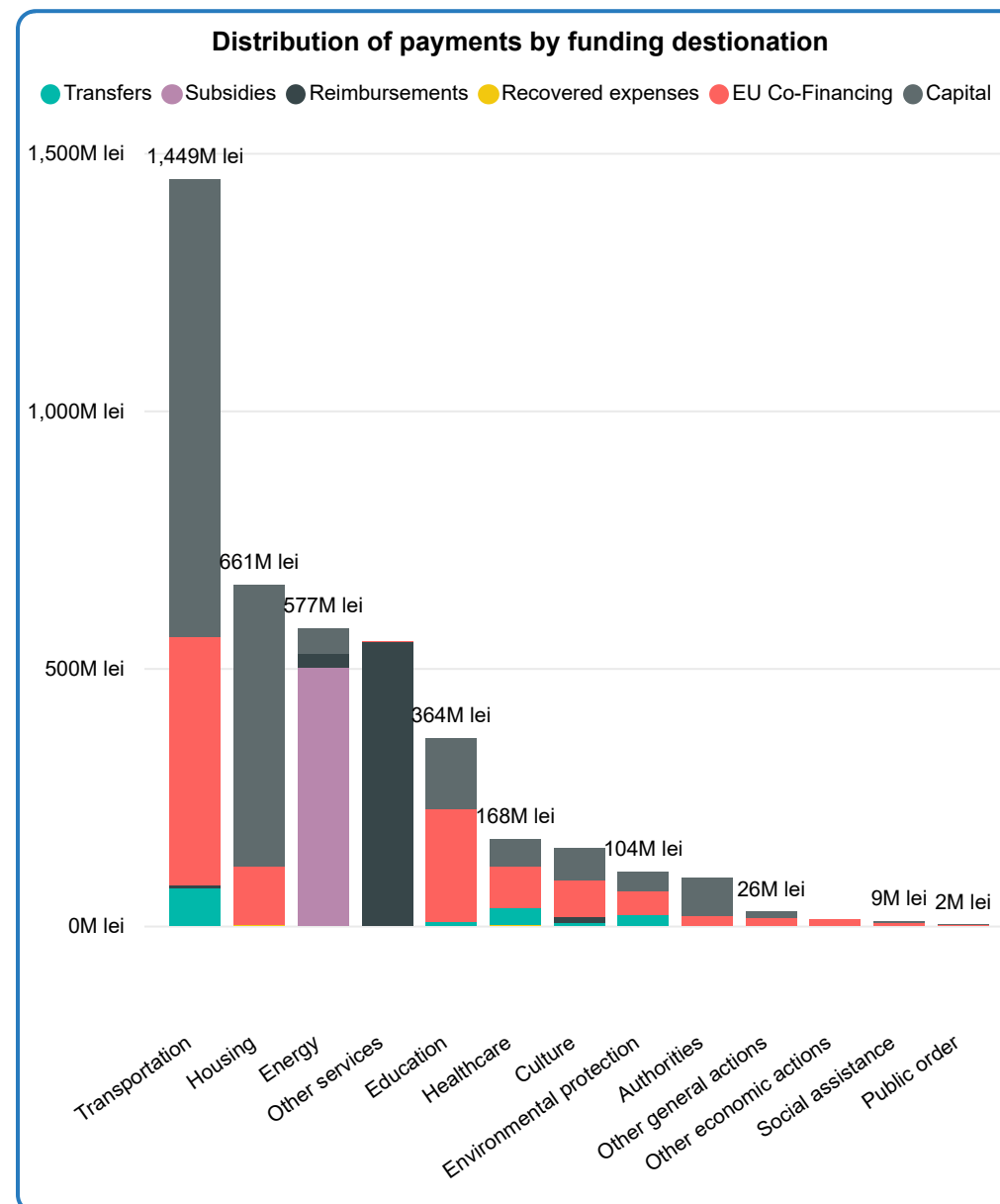
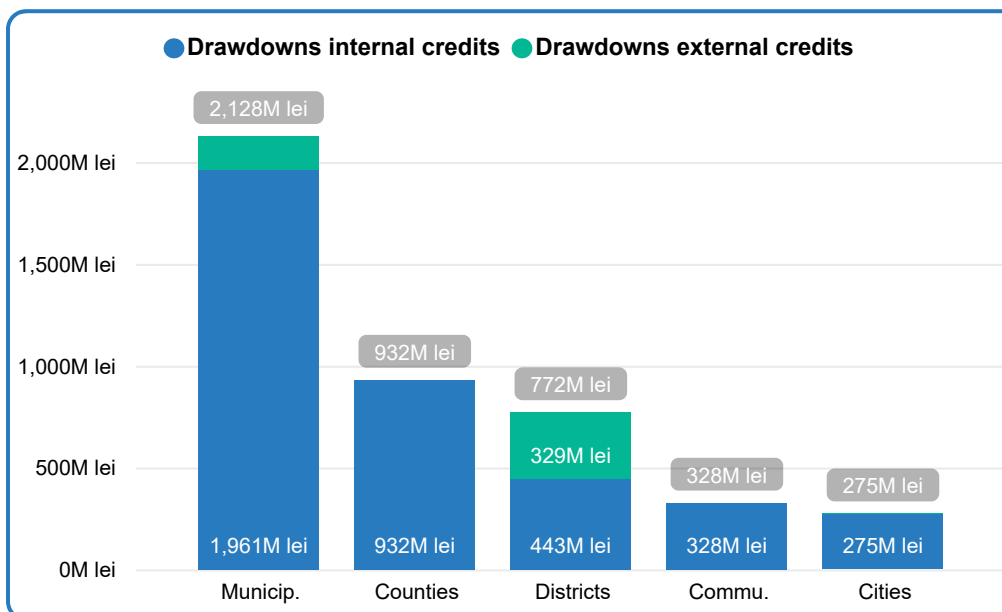
Financial indicators > Loans budget in the year 2022



A total of **4,434M lei** was recorded in the load budget, while payments made amounted to **4,168M lei**, with an execution rate of **94.0%**

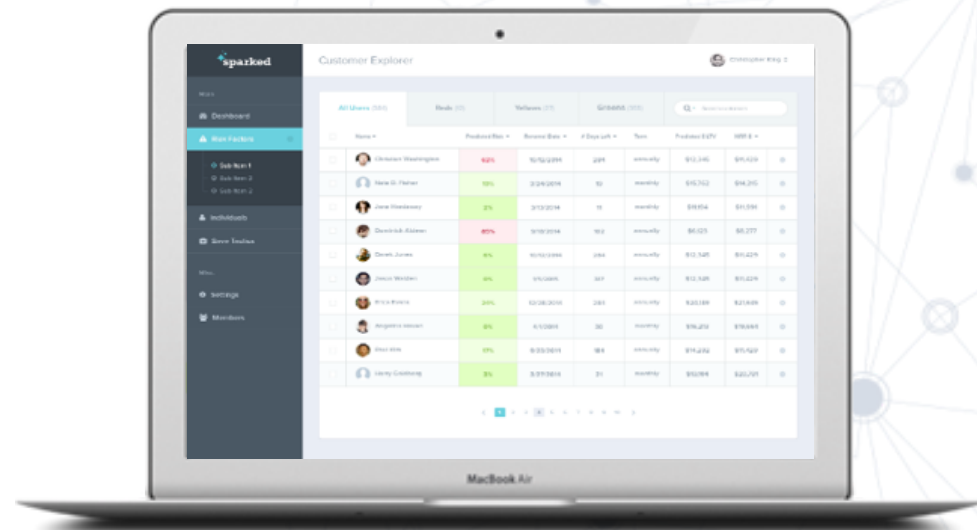
Drawdowns and payments from loans

ATU	ATU no.	Appr. value	YoY	Draw. total	%	YoY	Int. draw.	Ext. draw.	Total paymts.	%	YoY	Int. paymts.	Ext. paymts.
Municip.	54	2,220M lei	12.2%	2,128M lei	48.0%	108.2%	1,961M lei	167M lei	2,083M lei	50.0%	120.0%	1,919M lei	164M lei
Counties	26	731M lei	-25.2%	932M lei	21.0%	28.9%	932M lei		860M lei	20.6%	51.6%	860M lei	
Districts	6	1,409M lei	69.0%	772M lei	17.4%	6.4%	443M lei	329M lei	724M lei	17.4%	10.9%	442M lei	282M lei
Commu.	185	283M lei	-29.4%	328M lei	7.4%	-37.2%	328M lei		278M lei	6.7%	-29.0%	278M lei	
Cities	61	145M lei	-53.7%	275M lei	6.2%	-29.3%	275M lei	0M lei	223M lei	5.3%	-16.1%	223M lei	
Total	332	4,788M lei	6.3%	4,434M lei	100.0%	31.2%	3,938M lei	496M lei	4,168M lei	100.0%	47.6%	3,722M lei	446M lei



TUD's analytics

Financial solution for accessing a centralized database regarding the revenues and expenditures of Administrative-Territorial Units (ATU)



Instant data for **3228 ATUs**

a significant sample of the public sector, including all counties, municipalities, cities and communes in Romania

FINANCIAL HISTORY AND QUARTERLY UPDATES

Database containing 3 calendar years of historical data and quarterly updates;
View data provided in editable files (.xlsx);

FINANCIAL DATA; MODELLING, EVOLUTION

Centralized information at the institutional level regarding the profile (population, area, personnel, etc.);
Financial data at the institutional level for a specific period (quarter) or viewed as an evolution in the form of a table;

CUSTOMIZATION OF LIST WITH INSTITUTIONS OF INTEREST


The possibility to create customer segments based on tracked characteristics (filters by region, population, revenues and expenditures level, indicators);

Periodic access to **financial information** in a **centralized and summarized** manner – **standards reports**

Visualization of results for **specific indicators** for the Public Sector

Easy **integration** of information into internal **analysis models**

Ability to define performance indicators, acting as a **personalized analysis tool**, adapted to internal financial analysis models



PUBLIC SECTOR FINANCING

Glossary of terms & reporting sources

- **ATU:** Administrative-Territorial Units (Counties, Municipalities, Districts, Cities, Communes); Law 273/2006;
- **MF:** Ministry of Finance;
- **CALD:** Commission for Approval of Local Debentures of the Ministry of Finance;
- **Financing:** initial approvals were considered (any subsequent modifications regarding the initial decisions are not the subject of this report);
- **Financial indicators:** Revenues and expenses recorded by the Administrative-Territorial Units in the year 2022; Public information published in the National Reporting System of the Ministry of Finance (<https://extranet.anaf.mfinante.gov.ro/anaf/extranet/EXECUTIEBUGETARA>) and processed by TUD's analytics application;
- **Graphical elements:** <https://www.flaticon.com/>

PUBLIC SECTOR FINANCING Disclaimer



This is a public report that can be reproduced and transmitted in any form or through any means of communication, and can be stored in retrieval systems of any kind, without prior written permission from TUD.

However, the format and structure of this report represent TUD's intellectual property rights and may not be duplicated, copied, or otherwise used for commercial purposes or any other purposes other than those mentioned.

TUD shall not be held liable, in any situation, for losses or damages caused by third parties through the use of this publication in any form.

TUD guarantees that appropriate methods and techniques, in accordance with the legal provisions in Romania, have been used in the preparation of this report. However, through this guarantee, TUD shall not be responsible for any loss (of profit, business, income, or any other nature), any damage (direct or indirect), or any loss of anticipated revenue resulting from the use of the information in this publication.

TUD does not implicitly or expressly guarantee the accuracy of any information used in the preparation of this report or any projections contained in this report, which are subjective in nature, subject to uncertainty, and constitute TUD's opinion only.

This report is provided to you under the terms of use stated herein. The use in any form of the information in this publication is subject to these terms, which have been brought to your attention. By processing, publishing, or otherwise using the information in this publication, the user acknowledges reading and abiding by the terms of use.